

The background features a complex, layered geometric design. It consists of various overlapping shapes, including triangles, squares, and polygons, in shades of purple, yellow, and white. The shapes are arranged in a way that creates a sense of depth and movement, with some elements appearing to be layered on top of others. The overall effect is a vibrant and modern abstract pattern.

**ONLINE ADMISSION**  
**GR1, 2025**  
**DEMO FORM**

- Click “Proceed to Application” button which is at the bottom of the instruction page. It will be available at 08:00 PM on 25<sup>th</sup> November 2024

I have read all the above points and clearly understand the rules and procedures involved.

PROCEED TO APPLICATION

# Step 1: Submit the basic information of your child



Ghiyasuddin International School

Read Instructions

Site : GIS Male'

Application Form

Academic Year

\* 2025-2026

Board

\* CAIE

Class

1

Student's Name

\* Ismail

Zeek

Sujaau

Student's DOB

\* 03-Nov-2018

(Must be born on or between 01 May 2018 and 31 Mar 2020)

Mobile Number

\* 7771234

Email ID

\* suja.ehmed@gmail.com

I agree to [Terms & Conditions](#)

REGISTER NOW

\* Automatically selected

\* Marked in RED are mandatory

# Step 2: Enter Student details

Name  
Ismail Zeek Sujaau

Date of Birth  
03 Nov 2018

Email Address  
suja.ehmed@gmail.com

Mobile Number  
7771234

Site  
GIS

Academic Year  
2025

Applied For  
1


 Student's Details

 Applicant's Details

 School Last Attended

 Student's Address

 Father's Details

 Mother's Details

 Special Needs

 Undertaking

## STUDENT'S DETAILS

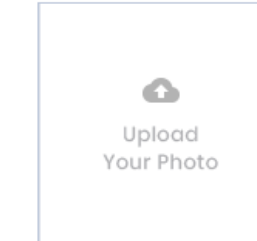
\* MARKED FIELDS ARE MANDATORY

First Name \*

Middle Name

Last Name

Photo Upload



Gender \*

Date of Birth \*

Nationality \*

Nationality Id No \*

Upload Front and Back page of Passport (only for Foreign Nationals)

Note :

- 1. For photo upload use Latest 6 months JPG, JPEG or PNG extension files are allowed.
- 2. For proof upload, only PDF, DOC, JPG, JPEG or PNG extension files are allowed.

SAVE & NEXT



# Step 3: Select Primary applicant

Name	Date of Birth	Email Address	Mobile Number	Site	Academic Year	Applied For
Ismail Zeek Sujaau	03 Nov 2018	suja.ehmed@gmail.com	7771234	GIS	2025	1

- Student's Details ✓
- Applicant's Details
- School Last Attended
- Student's Address
- Father's Details
- Mother's Details
- Special Needs
- Undertaking

## APPLICATION DETAILS

\* MARKED FIELDS ARE MANDATORY

\* Primary Applicant \*

Father  Mother

SAVE & PREVIOUS

SAVE & NEXT

# Step 4: Enter details of school last attended



Ghiyasuddin International School

[Read Instructions](#)

Name	Date of Birth	Email Address	Mobile Number	Site	Academic Year	Applied For
Ismail Zeek Sujaau	03 Nov 2018	suja.ehmed@gmail.com	7771234	GIS	2025	1

- Student's Details ✓
- Applicant's Details ✓
- School Last Attended**
- Student's Address
- Father's Details
- Mother's Details
- Special Needs
- Undertaking

**SCHOOL LAST ATTENDED** \* MARKED FIELDS ARE MANDATORY

<b>* Last Attended School *</b> (NA if not applicable)	<b>* Last Attended Board *</b> (NA if not applicable)
<input type="text" value="Ameer Ahmed School"/>	<input type="text" value="SKG"/>

[SAVE & PREVIOUS](#)

[SAVE & NEXT](#)

# Step 5: Enter student Residential address

Name  
Ismail Zeek Sujaau

Date of Birth  
03 Nov 2018

Email Address  
suja.ehmed@gmail.com

Mobile Number  
7771234

Site  
GIS

Academic Year  
2025

Applied For  
1

Student's Details ✓

Applicant's Details ✓

School Last Attended ✓

Student's Address

Father's Details

Mother's Details

Special Needs

Undertaking

## STUDENT'S ADDRESS

\* MARKED FIELDS ARE MANDATORY

\* Residential Address \*

G.Lemeena

\* Residential City \*

Male'

\* Residential State \*

Kaafu

\* Residential Area \*

G

Residential Pincode

20130

Residential Telephone

Residential Telephone

Note : For proof upload, only PDF, DOC, JPG, JPEG and PNG extension is allowed.

SAVE & PREVIOUS


SAVE & NEXT

# Step 6A: Enter Father details

- Student's Details ✓
- Applicant's Details ✓
- School Last Attended ✓
- Student's Address ✓
- Father's Details**
- Mother's Details
- Special Needs
- Undertaking

### FATHER'S DETAILS

\* MARKED FIELDS ARE MANDATORY

* First Name *	Middle Name	Last Name	Photo Upload  <small>Latest 6 months JPG, JPEG or PNG extension files only allowed.</small>
Ahmed	Middle Name	Sujaau	
* Date of Birth *	* Email ID *	* Nationality *	
11 Jun 1988	suja.ahmed@gmail.com	Maldivian	
Qualification	Marital Status		
Other	Married		
Nationality Id No	* Mobile No		
A987654	+960 7771234		

Note : Please provide Passport No if Nationality Id No not available.

# Step 6B: Enter Father's address (Residential)

Same as Child Address

Residential Address \*

G.Lemeena

Residential City

Male'

Residential State

Kaafu

Residential Area

G

Residential Pincode

20130

Residential Telephone

0

SAVE & PREVIOUS

SAVE & NEXT



# Step 7A: Enter Mother's details

Name Ismail Zeek Sujaau	Date of Birth 03 Nov 2018	Email Address suja.ahmed@gmail.com	Mobile Number 7771234	Site GIS	Academic Year 2025	Applied For 1
----------------------------	------------------------------	---------------------------------------	--------------------------	-------------	-----------------------	------------------

Student's Details ✓

Applicant's Details ✓

School Last Attended ✓

Student's Address ✓

Father's Details ✓

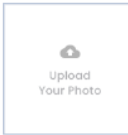
**Mother's Details**

Special Needs

Undertaking

### MOTHER'S DETAILS

\* MARKED FIELDS ARE MANDATORY

* First Name *	Middle Name	Last Name	Photo Upload  <small>Latest 6 months JPG, JPEG or PNG extension files only allowed.</small>
Liyusha	Middle Name	Ismail	
* Date of Birth *	Email ID		
09 Nov 1988	liyusha.ismail@gmail.com		
Qualification	Marital Status	* Nationality *	
Other	Married	Maldivian	
Nationality Id No	* Mobile No *		
A778899	+960 7771234		

Note : Please provide Passport No if Nationality Id No not available.

# Step 7B: Enter Mother's address (Residential)

Same as Child Address

Residential Address \*

G.Lemeena

Residential City

Male

Residential State

Kaafu

Residential Area

G

Residential Pincode

20130

Residential Telephone

0

SAVE & PREVIOUS

SAVE & NEXT

## Step 8: Does the child have any special needs

- Student's Details ✓
- Applicant's Details ✓
- School Last Attended ✓
- Student's Address ✓
- Father's Details ✓
- Mother's Details ✓
- Special Needs**
- Undertaking

### SPECIAL NEEDS

\* MARKED FIELDS ARE MANDATORY

\* Medical Information: Does the Child have any Special Need \*

Yes  No

If yes, please give details of medical condition

\*

\* Does your child have any special need that requires special attention. Does she require an Individualistic Education Programme? \*

Yes  No

**Select (YES) if you apply for a special needs slot**

Slots for Special Needs are for mild cases and require a clinical assessment report

# Step 9: Declaration

gis.shriportal.com says

Are You Sure, You Want to Submit the Application Form!

OK

Cancel

- Student's Details ✓
- Applicant's Details ✓
- School Last Attended ✓
- Student's Address ✓
- Father's Details ✓
- Mother's Details ✓
- Special Needs ✓
- Undertaking

## UNDERTAKING / DECLARATION

I have read all the above points and clearly understand the rules and procedures involved.

- \*  Since we are an environmentally friendly school, communication is either put on the school website, emailed or done through SMS. Kindly indicate your consent for us to send SMS
- \*  I Agree

SAVE & PREVIOUS

SUBMIT FORM

# Confirmation message and registration number

Name	Date of Birth	Email Address	Mobile Number	Academic Year	Applied For
Ismail Zeek Sujaau	03 Nov 2018	suja.ehmed@gmail.com	7771234	2025	1

## Online Registration Form Submission

Thank You, you have submitted the online registration form successfully!! Kindly note down your registration No : GIS/2025-2026/1/2

Please [Click here](#) to download and print your Registration form.

## Copy of the application will be sent to your email



To avoid rejection, **DO NOT** fill more than one form  
for one applicant.

Final admission is subject to the verification of the following documents [in original]:

- Copy of the receipt of the online form.
- Copy of birth certificate of the child.
- Copy of ID card (for local students) / passport (for foreign students) of the child.
- Clinical report. (Only children with Special Education Needs).
- 2 passport size photos of the child. (recent photo)
- 1 Passport size photos of the parents. (recent photo)
- A copy of ID card / passport of both the parents.
- A copy of child's vaccination card.

## PROCEDURE TO FOLLOW AFTER THE REGISTRATION

- ❖ Once the registration is verified, School will inform the parent to send the child for an assessment.
- ❖ Assessment is given to check the current status of literacy, numeracy and social interactive skills.
- ❖ During the diagnostic assessment if teachers identify features of special needs, then the parent would be requested to do a clinical assessment and submit a clinical report. Admission will depend on the mildness of the special needs area (if there is any).
- ❖ Once assessment phase is done, admission list will be uploaded and parent will be informed to attend an interview meeting